

City Manger's Report

February 2015

FINANCIAL REPORT

FINANCIAL REPORT TO DATE AS OF January 31, 2015 (FY2015)

General Fund

Overall revenues for the budget year are \$40,096 ahead of the FY2014 pace. Local Taxes are up \$56,139 and State Shared taxes are up \$28,514 over last year, while Other Sources is down \$44,557 compared to FY2014. Building permits remain brisk compared to recent years but lag behind last year by \$4,590 to this point. Local Sales Tax maintains a record setting pace and is currently \$47,530 over last year's record year.

Year to date expenditures should reflect an approximate usage of 58%. Only three departmental budgets have exceeded this threshold: Judicial at 75%, Finance and Administration at 63%, and White Oak Park at 90%. White Oak Park has budget amendments that will reduce its percentage to 34%. Judicial has budget amendments that will reduce its percentage down slightly to 68%. Finance and Administration is being affected by cost associated with zoning reform such as legal, publicity and contractual. It is not anticipated that a General Fund budget amendment will be needed at this point in time as departments whose budgets are exceeded will be covered by those departments coming under budgeted amounts.

Overall the FY2015 budget is operating with a small surplus of \$43,461 at this stage of the fiscal year.

Other Funds

All other funds appear to be operating as expected and are solvent.

Business License

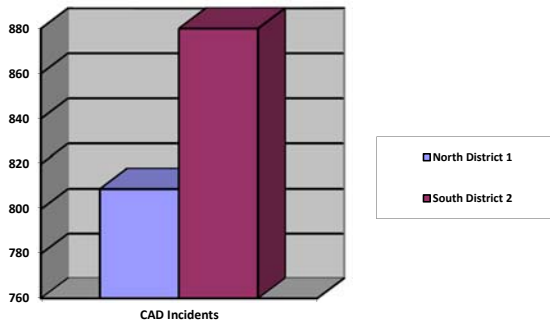
New Business License Issued – 5

Business Renewals Issued – 6

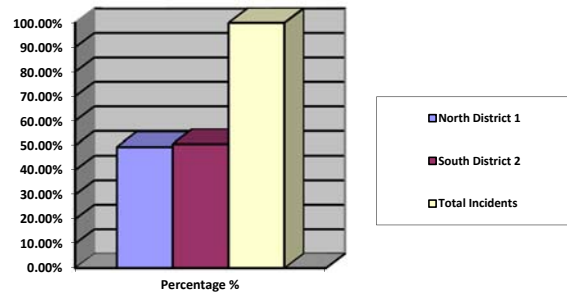
POLICE DEPARTMENT

During the previous month's reporting period, the police department responded to 1689 documented calls for service, traffic stops, and other officer initiated events. Officers issued 114 traffic citations and effectuated 98 adult custodial arrests and/or misdemeanor citations resulting in 149 various charges of criminal offenses. Eleven (11) people were charged with Driving Under the Influence and 47 Narcotics related violations. Two (2) Juveniles were detained and petitions issued during this same period. The agency completed 280 police incident reports and investigated 35 motor vehicle crashes.

CAD Incidents December, 2015



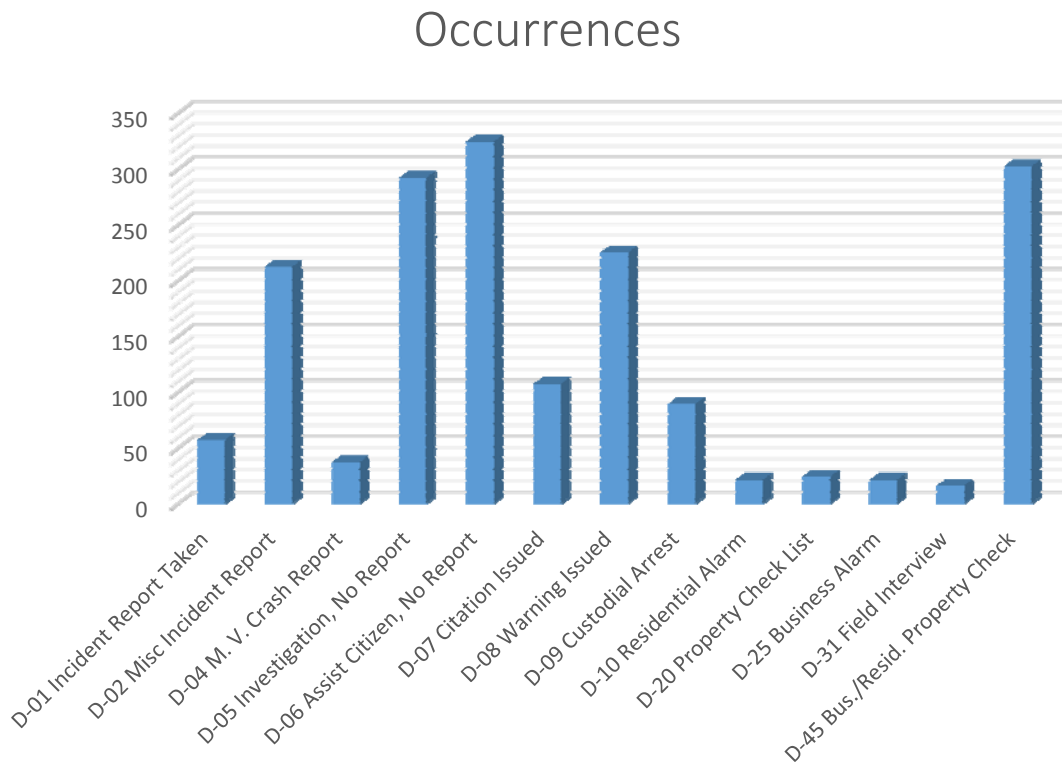
Percentage of Incidents by District



District	CAD Incidents	Percentage %
North – District 1	809	47.5%
South – District 2	880	52.5%
Total CAD	1689	100%

Police Responses January, 2015

Disposition Code	Occurrences
D-01 Incident Report Taken	57
D-02 Misc Incident Report	212
D-04 M. V. Crash Report	37
D-05 Investigation, No Report	292
D-06 Assist Citizen, No Report	324
D-07 Citation Issued	107
D-08 Warning Issued	225
D-09 Custodial Arrest	89
D-10 Residential Alarm	21
D-20 Property Check List	24
D-25 Business Alarm	21
D-31 Field Interview	16
D-45 Bus./Resid. Property Check	302



FIRE DEPARTMENT

Personnel:

No actions

Training:

Thirteen (11) training classes were conducted during the month.

Inspections:

COMMERCIAL INSPECTIONS: 62

SCHOOLS AND DAYCARES INSPECTIONS: 3

RESIDENTIAL INSPECTIONS: None Requested

STATION TOURS: 4

Incidents:

Type Of Incident:	Total Of Incidents:	Percentage Value:
100 Series-Fire	3	5.00%
200 Series – Explosion	0	0.00%
300 Series-Rescue & EMS	34	56.67%
400 Series-Hazardous Conditions(No fire)	1	1.67%
500 Series-Service Call	8	13.33%
600 Series-Good Intent Call	10	16.67%
700 Series-False Alarm & False Call	3	5.00%
900 Series Special Type		1.67
	Grand Total: 60	100.00%

Value of Property Lost or Saved Due to Fire:

Total of Property and Contents Value Lost: \$ 0.00

Total of Property and Contents Value Saved: \$170,700

PUBLIC WORKS DEPARTMENT

Solid Waste Collection Totals – January 2015

Residential Garbage:	281.76 tons
Friday Trash:	23.80 tons
Roll-off Dumpster:	5.45 tons
Leaf Collection:	206.50 tons
Brush Collected:	42.15 tons
Total Collected:	254.10 tons

Fleet Maintenance Service/Repairs:

POLICE	23
FIRE	2
PUBLIC WORKS	22

Codes Enforcement:

Conducted 244 enforcement actions

156 code actions regarding clutter/debris/junk

00 code actions regarding high grass/overgrowth

13 code actions regarding unregistered/inoperable vehicles

75 various complaints

DEMOLITIONS from July 2013 – January 2015

16 - Structures removed

3 - Cases pending

10 - In progress

Inspections:

Plumbing Inspections 5

Electrical Inspections 5

HVAC Mechanical 3

Gas Inspections 6

Footing Inspections 3

Slab Inspections 0

Framing 7

Final Building 2

Sign Inspections 0

Insulation Inspections 0

Permits:

Various permits issued 15

Revenue Received from Permits: \$3,766

On the-Job Injuries

Lost Time Accidents – 0

Other Job Related Injuries - 0